

M-Series Essential

Ceiling Lift System



User-friendly, installer-friendly solution for any care setting

Powerful and Quiet: Smooth, efficient Lithium-ion technology

Safe and Dependable: Multiple design features for trouble-free operation

Best-in-class performance, durability and warranty

science, safety, simplicity

 savaria®

A Powerful Combination.



Savaria Patient Care represents the merged talents, resources, and expertise of two organizations whose roots can be traced to the very foundation of the ceiling lift industry:


- **Handicare**, built upon decades of experience and boasting more than 275,000 installations in care settings throughout North America and beyond
- **Savaria**, whose R&D leaders were among the “first movers” in safe patient handling, having helped pioneer the category in the industry’s earliest days

Now combined beneath the Savaria Patient Care banner, we are pleased to offer our innovative next-generation lift offering: The M-Series.

At the core: Lithium-ion Battery Technology

Lithium-ion batteries give the M-Series powerful advantages in reliability, user experience and cost of ownership over traditional lead-acid battery lifts:

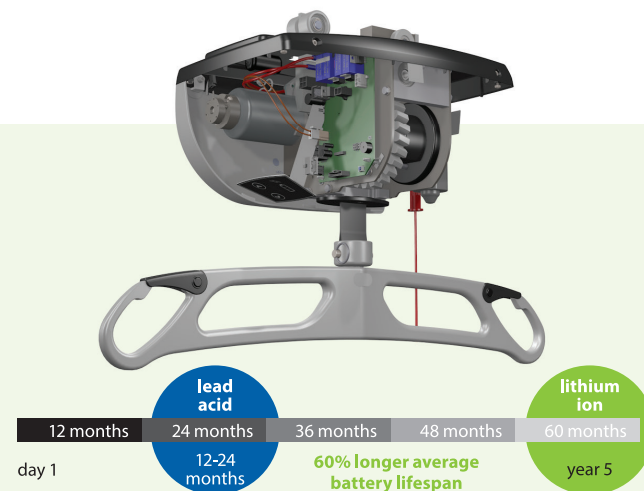
- **4X lighter and more powerful**
- **50% more lifting cycles:** approx. 80 cycles with a 200-lb. user on one charge
- **Quick charge in 30 minutes**, or 2 hours to charge from full depletion
- **150% longer average battery lifespan** (5 years vs 12-14 months) means far fewer replacements and related service calls
- **No Memory Effect:** Performance and ability to charge fully will not degrade over time
- **Greener:** greatly reduces bulk and frequency of disposal



Power and strength without the weight.

Lithium-ion is **4X** more powerful than lead acid and **4X** lighter.

Stored energy (watt hour/kilogram)



Better. Stronger. Faster.

The reduced weight and size of lithium-ion batteries allows use of larger, more robust transmission components. The result: Noticeably faster, smoother lifting even at the highest capacity.

M-Series Essential Key Design features for:

Durability, value & lower cost of ownership

- 3-year warranty, including battery
- Soft start /Soft stop reduces wear on motor and transmission
- No-fray design inhibits strap twisting, eliminating abrasion that requires frequent replacement
- Minimal downtime: Simple maintenance, in many cases without removal from track



Large, bright LED cabin display

- Battery level indicator
- "Charging" indicator
- Up/Down auxiliary controls

Safety

- Emergency stop, emergency lowering, and emergency brake
- Up/down controls on motor as backup to handset

Infection control

- Inherently antimicrobial strap; disinfectable with fiber-level coating

Charging Flexibility

- In-track or end-stop charging; Return to Charge/Return to Home options

Ease of Installation

- Proprietary FastTrack system ensures efficient, secure installs



Slim, Comfortable Handset

- Ergonomic design
- 2-button or 4-button
- Additional button for Return to Charge/Return to Home



2-point carry bar with built-in grip handle. Innovate SureClip™ latch design provides an extra measure of safety when securing loop sling attachment.



Also Available: 4-pt Bullhorn style carry bar, a longtime favorite of providers throughout North America.



Renew. Replace. Retrofit. M-Series Essential lifts can be configured to allow easy retrofitting onto track systems from all major manufacturers

M-SERIES ESSENTIAL FIXED LIFT

Weight	Manual traverse: 6.3 kg (13.9 lbs); Power traverse: 8.3 kg (18.3 lbs)
Dimensions	33 cm L x 30 cm W x 18 cm H (13" L x 11.75" W x 7" H)
Lifting Range	230 cm (90.5")
Lifting Clearance	Manual 4-pt carry bar: 41 cm (16"); Manual 2-pt carry bar: 36 cm (14")
Scale	External or integrated OIML Class III (kg) scale options with digital display
Life Expectancy	10 years
Warranty	3 years, including battery

BATTERY

Type	Lithium ion, 25.2V 2500 mAh
Capacity	Approx # of cycles at 61 cm (24"): At 91 kg (200 lbs): 80 cycles At 130 kg (286 lbs): 70 cycles At 200 kg (440 lbs): 45 cycles At 272 kg (600 lbs): 30 cycles
Charging	Full capacity in approx 2 hrs

CHARGER

Input / Output	100–240 VAC, 50–60 Hz input 29.4 VDC, max 1A output
----------------	--

MOTOR

Safe Working Load	272 kg, 200 kg, or 130 kg; (600 lbs, 440 lbs, or 286 lbs)
Lifting Speed	At 130 kg (286 lbs): 5.0 cm/sec (2.0"/sec) At 200 kg (440 lbs): 4.5 cm/sec (1.8"/sec) At 272 kg (600 lbs): 4.0 cm/sec (1.6"/sec)
Selectable Power Traverse Speeds	3 speeds, max. 30 cm (11.8") /sec.
Noise Level	Maximum 54 dBA

CONTROLS

Water Ingress Protection Rating of Handset	IPX6
--	------

CONTROLS: ISO 10535:2021 (patient lift); CAN/CSA Z10535.1:15 (patient lift); IEC 60601-1:2005 A1:2012 (medical electrical equipment); IEC 60601-1-11:2015 (homecare)

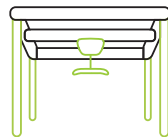
COMPLIANCE: 2006/42/EC (machinery directive); 2012/19/EU (WEEE); CE Marking per MDR (EU) 2017/745 (medical device); 2015/863/EU (ROHS – 100% of components)

Part of a full line of mobility solutions including M-Series Clinical and M-Series Bariatric models with digital displays and Wi-Fi/Bluetooth connectivity. Also available:



Portable lifts

Available in two capacities, our portable ceiling lifts deliver premium performance powered by lithium-ion battery technology.



Free Standing Systems

Two-post and four-post gantry systems in a wide range of capacities and configurations.



Comprehensive sling offering

We design and manufacture an outstanding line of reusable and disposable sling styles in both loop and clip options. For use on our lifts, or as a safe and effective replacement option.



Handicare
SPAN

866.891.6502
864.288.8877

10888 Metro Court St. Louis MO 63043
70 Commerce Center Greenville SC 29615

year 5

Savaria Patient Care offers a complete portfolio of products to care for and move patients safely in homecare and institutional settings. The group includes Handicare, Span, Silvalea and Savaria products.