



M-Series

Ceiling Lift System

Comprehensive ceiling lift solutions for any healthcare setting

M-Series Clinical: configurable, upgradable, lithium-ion powered

M-Series Bariatric: Industry's first 1,200-lb capacity lift in a single unit

Best-in-class accessories, track systems and warranty

science, safety, simplicity

 **savaria®**


A Powerful Combination.



Savaria Patient Care represents the merged talents, resources, and expertise of two organizations whose roots can be traced to the very foundation of the ceiling lift industry:

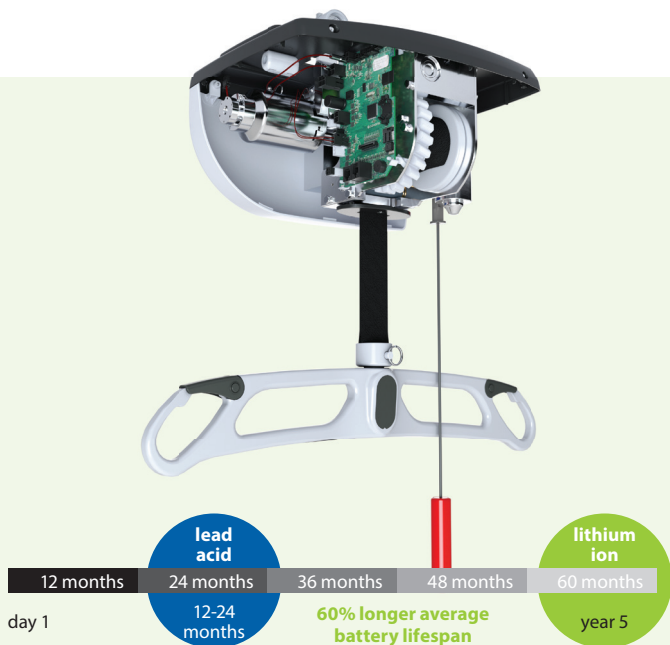
- **Handicare**, built upon decades of experience and boasting more than 275,000 installations in care settings throughout North America and beyond
- **Savaria**, whose R&D leaders were among the “first movers” in safe patient handling, having helped pioneer the category in the industry’s earliest days

Now combined beneath the Savaria Patient Care banner, we are pleased to offer our innovative next-generation lift offering: The M-Series.



At the core: Lithium-ion Battery Technology

- Lithium-ion batteries give the M-Series powerful advantages in reliability, user experience and cost of ownership over traditional lead-acid battery lifts:
- **4X lighter and more powerful**
 - **50% more lifting cycles:** approx. 80 cycles with a 200-lb. user on one charge
 - **Quick charge in 30 minutes**, or 2 hours to charge from full depletion
 - **150% longer average battery lifespan** (5 years vs 12-14 months) means far fewer replacements and related service calls
 - **Greener:** greatly reduces bulk and frequency of disposal

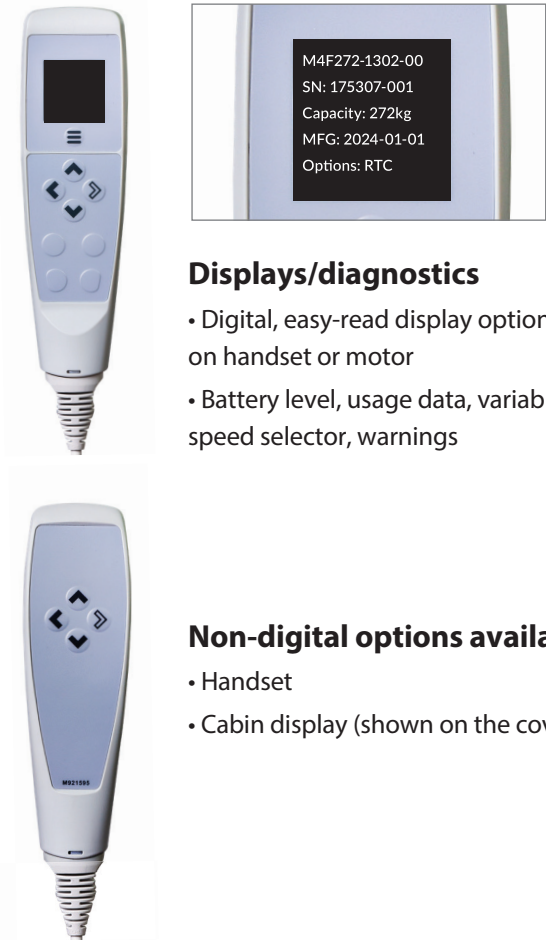


Better. Stronger. Faster.

The reduced weight and size of lithium-ion batteries allows use of larger, more robust transmission components. The result: Noticeably faster, smoother lifting even at the highest capacity.

Key Design features for:

- Infection control**
 - Inherently antimicrobial strap; disinfectable with fiber-level coating
- Safety**
 - Emergency stop and emergency brake
 - 3-Down™ three-mode powered emergency function (see below)
 - Up/down controls on motor
- Durability, value & lower cost of ownership**
 - 3-year warranty, including battery
 - Soft start/Soft stop reduces wear on motor and transmission
 - No-fray design inhibits strap twisting, eliminating abrasion that requires frequent replacement
 - Minimal downtime: Simple maintenance, in many cases without removal from track
- Charging Flexibility**
 - In-track or end-stop charging
 - Return to Charge/Return to Home options (Clinical model only)
- Connectivity**
 - Optional remote data retrieval via Wi-Fi or Bluetooth



- Displays/diagnostics**
 - Digital, easy-read display option on handset or motor
 - Battery level, usage data, variable speed selector, warnings
- Non-digital options available**
 - Handset
 - Cabin display (shown on the cover)

3-Down™ three-mode powered emergency function

- Emergency stop, plus –
- Powered emergency lowering
 - Powered emergency raising
 - Safe, simple “ladderless” re-set from floor.
- Wipeable, inherently antimicrobial components and “bulletproof” cord.



A complete solution.

M-Series ceiling lifts are just one component in the comprehensive ceiling lift system offering from Savaria Patient Care. From simple single-track systems to complex room covering and multi-room configurations, we have the componets, accessories, and expertise to design, produce and install tailored solutions for any care settings.



Track Bridge

Our proprietary Track Bridge system takes its name from the “drawbridge”-like mechanism that—when activated—securely closes the gap between connecting tracks.

- Precision operation guides the user, auto-aligning and then locking solidly into the connecting track to allow efficient, smooth transit every time
- Powered by its own lithium-ion battery pack, the track bridge is compatible with most Savaria fixed, bariatric and portable lifts.*
- Rated for SWL 600 lbs (272 kg) or 1200 lbs (544 kg)



Track Turntable

Like “gates”, finicky, unreliable turntables are often seen as the weakest link in ceiling lift track system. The rock-solid engineering of our turntable changes that. Its design allows the lift to move freely through, or securely locks into place for redirection into a crossing track. Audible and visible indicators ensure clarity and safety.*

- Rated for SWL 600 lbs (272 kg)

*Not compatible with constant charging (CCR) configurations or swivel (portable) trolleys.

Multiple Carry bar options and sizes, including:



2-point carry bar with grip handle. Innovate SureClip™ latch design provides an extra measure of safety.



4-pt Bullhorn style carry bar, a longtime favorite of providers throughout North America.



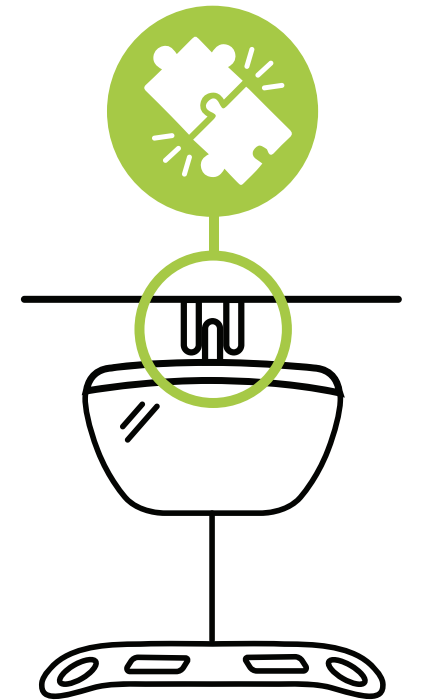
Also available: Quick Release System (QRS) option to allow fast, secure connection and disconnection.

Renew. Replace. Retrofit.

Yes, our experts work with facilities to design and install tailored systems “from scratch” for many new builds and projects.

But M-Series lifts can also be configured to allow easy, precise retrofitting onto track systems from all major ceiling lift manufacturers.

Making it as painless as possible to upgrade aging legacy systems to our next-generation lift technology.



Carry Bar with integrated Weigh Scale

- Superior lifting height compared to in-line scales
- Superior portability and usage flexibility compared to in-lift models
- Allows caregiver to maintain eye contact with patient during use
- 600 lbs (272 kg) max load
- Available in Class III (Kg only) or non-Class III (Kg and Lb display) models
- Available with standard or Quick Release System (QRS) attachment



An Industry-first: 1,200-lb capacity in a single unit

Maintaining the dignity and safety of bariatric patients presents an especially complex challenge.

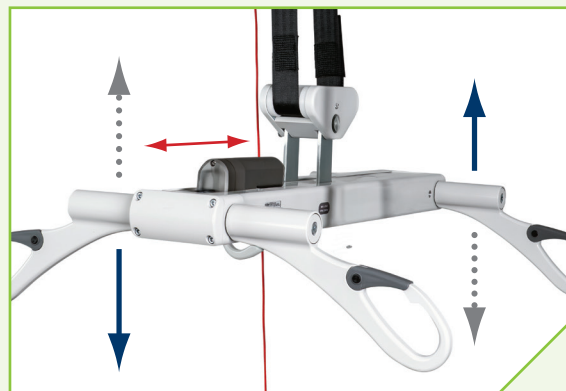
Our lithium-ion powered bariatric lift series is designed to help.

Perfectly synchronized motors in a single cabin allow smooth, comfortable transfers of your facility's largest patients – up to 1,200 pounds (544 kg). Eliminates the extra effort and awkwardness of cumbersome multicassette systems while ensuring excellent lifting range and clearance.



360-degree rotation

Designed to meet the multiple needs of caregivers and patients, the bariatric lift delivers advanced, motorized clockwise and counterclockwise rotation for superior maneuverability even in tight spaces.



Motorized 4-point tilting carry bar

The sophisticated engineering of the powered 4-point tilting carry bar option enables the precise positioning required for safe, efficient transfer in bariatric care environments

The M-Series Bariatric is built upon the same, lithium-ion platform as the M-Series Clinical.

It is outfitted with many of the same design features for infection control, safety, durability and charging flexibility. Highlights and options include:

- Powerful, fast lifting in three safe working load (SWL) options: 363 kg (800 lbs), 454 kg (1,000 lbs) or 544 kg (1,200 lbs)
- Power traverse with four selectable speeds
- Emergency stop, with 3-Down™ three-mode powered emergency function
- Electronic soft-start and soft-stop motor control
- Disinfectable strap with antimicrobial fiber-level coating
- Fray-resistant strap routing design for enhanced strap life
- Available external OIML Class III (kg); registers up to 454 kg/ 1000 lbs. Integrated option available
- Low battery indicator, On/Off switch
- Superior battery recharge time
- In-track or end-stop charging;
- Battery status, maintenance required indicator
- 3-year warranty (all components including battery)

Additional carry bar options include:



Manual 4-point spreader bar



Manual 2-point spreader bar



M-SERIES CLINICAL AND BARIATRIC LIFTS

Weight	Clinical	Manual traverse: 6.3 kg (13.9 lbs); Power traverse: 8.3 kg (18.3 lbs)
	Bariatric	23.5 kg (51.8 lbs)
Dimensions	Clinical	33 cm L x 30 cm W x 18 cm H (13" L x 11.75" W x 7" H)
	Bariatric	44 cm L x 50 cm W x 25 cm H (17.25" L x 19.5" W x 10" H)
Lifting Range		230 cm (90.5")
Lifting Clearance	Clinical	Manual 4-pt carry bar: 41 cm (16"); Manual 2-pt carry bar: 36 cm (14")
	Bariatric	4-pt motorized tilting carry bar: 56 cm (22"); Manual 4-pt carry bar: 53 cm (20.75"); Manual 2-pt carry bar: 47 cm (18.5")
Scale		External or integrated OIML Class III (kg) scale options with digital display registering up to 300 kg (660 lbs), or 454 kg/ (1000 lbs) [Bariatric].
Life Expectancy		10 years
Warranty		3 years, including battery

BATTERY

Type		Lithium ion, 25.2V 2500 mAh
Capacity <i>Approx # of cycles at 61 cm (24")</i>	Clinical	At 91 kg (200 lbs): 80 cycles At 130 kg (286 lbs): 70 cycles At 200 kg (440 lbs): 45 cycles At 272 kg (600 lbs): 30 cycles
	Bariatric	At 363 kg (800 lbs): 70 cycles At 454 kg (1000 lbs): 45 cycles At 544 kg (1200 lbs): 30 cycles
Charging		Full capacity in approx 2 hrs (4 hrs Bariatric)

CHARGER

Input / Output	100–240 VAC, 50–60 Hz input 29.4 VDC, max 1A output
----------------	--

MOTOR

Safe Working Load	Clinical	272 kg, 200 kg, or 130 kg; (600 lbs, 440 lbs, or 286 lbs)
	Bariatric	544 kg, 454 kg , or 363 kg; (1,200 lbs, 1,000 lbs, or 800 lbs)
Lifting Speed	Clinical	At 130 kg (286 lbs): 5.0 cm/sec (2.0"/sec) At 200 kg (440 lbs): 4.5 cm/sec (1.8"/sec) At 272 kg (600 lbs): 4.0 cm/sec (1.6"/sec)
	Bariatric	At 363 kg (800 lbs): 5 cm/sec (2"/sec) At 454 kg (1000 lbs): 4.5 cm/sec (1.8"/sec) At 544 kg (1200 lbs): 4.0 cm/sec (1.6"/sec)
Selectable Power Traverse Speeds	Clinical	3 speeds, max. 30 cm (11.8") /sec.
	Bariatric	4 speeds, max. 26 cm (10.2")/sec.
Noise Level		Maximum 54 dBA

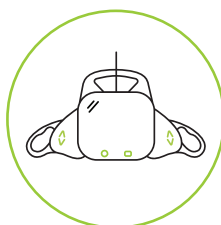
CONTROLS

Water Ingress Protection Rating Handset	IPX7 (digital), IPX6 (manual)
---	-------------------------------

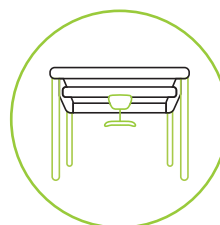
CONTROLS: ISO 10535:2021 (patient lift); CAN/CSA Z10535.1:15 (patient lift); IEC 60601-1:2005 A1:2012 (medical electrical equipment); IEC 60601-1-1:2015 (homecare)

COMPLIANCE: 2006/42/EC (machinery directive); 2012/19/EU (WEEE); CE Marking per MDR (EU) 2017/745 (medical device); 2015/863/EU (ROHS – 100% of components)

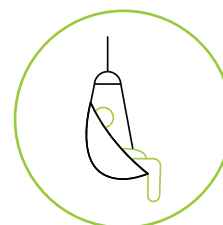
**Part of a full
line of mobility
solutions,
including:**



**Portable
Ceiling Lifts**



**Two-post and four-post
gantry systems**



**Comprehensive
sling offering**



**Handicare
SPAN**

**866.891.6502
864.288.8877**

**10888 Metro Court St. Louis MO 63043
70 Commerce Center Greenville SC 29615**

savariapatientcare.com

Savaria Patient Care offer a complete portfolio of products to care for and move patients safely in homecare and institutional settings. The group includes Handicare, Span, Silvalea and Savaria Products